

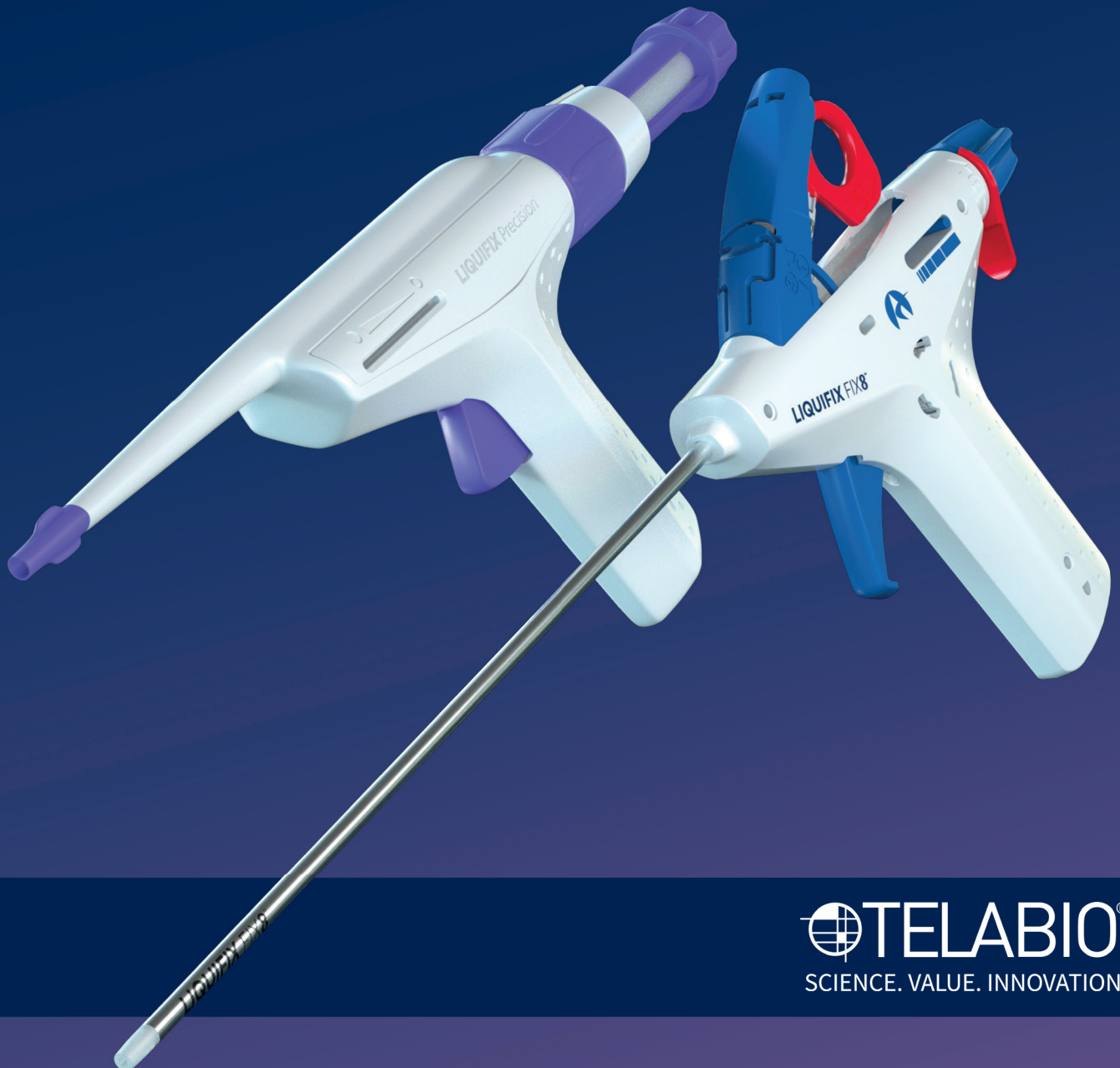
LIQUIFIX™

NON-PENETRATING FIXATION

VISIT US AT
liquifix.liquiband.com



**THE STRENGTH YOU NEED,
THE RELIABILITY THEY DESERVE,
WITHOUT THE TRAUMA.**



 **TELABIO®**
SCIENCE. VALUE. INNOVATION.

THINK BEYOND TACKS

Introducing the **FUTURE** of Hernia Mesh Fixation

- ▶ LIQUIFIX™ is the only FDA-approved device that affixes mesh and peritoneal tissue with liquid anchors, indicated for minimally invasive and open inguinal and femoral hernia repairs.
- ▶ This innovative anchoring device redefines hernia mesh fixation. LIQUIFIX™ is designed to eliminate the need for penetrating mechanical tacks, sutures, or staples by delivering precise and controlled adhesive where you need it most, reducing the risk of mechanical tissue trauma.
- ▶ LIQUIFIX™ is compatible with the most commonly used mesh materials and available in two configurations to meet your procedure needs:



LIQUIFIX FIX8™

for minimally invasive procedures

LIQUIFIX Precision™

for open procedures



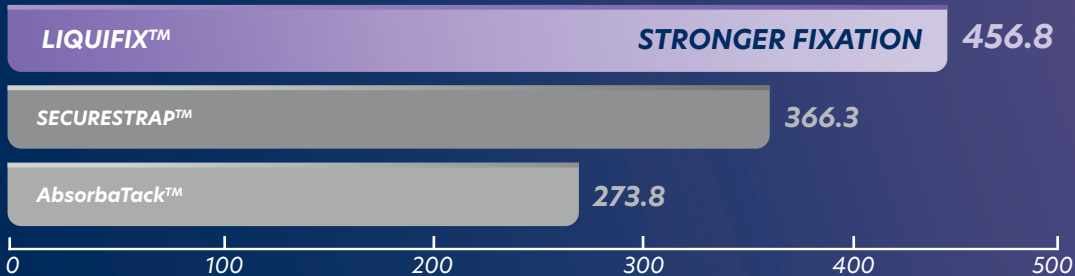
Strength & Security You Can **TRUST**

- ▶ Proven to have a higher burst and shear strength compared to advanced tacking devices.^{1,2}
- ▶ LIQUIFIX™ liquid anchors stay where you put them, creating a strong bond that minimizes the risks and complications that can arise from mesh migration after fixation.³
- ▶ Also, unlike most traditional mechanical fixation, the strength and security of LIQUIFIX™ is not dependent on being perpendicular to the target tissue; anchors can be applied at multiple angles, maintaining fixation.



Proven to HAVE HIGHER BURST strength than tackers.¹

LIQUIFIX™ burst strength vs. tacking devices



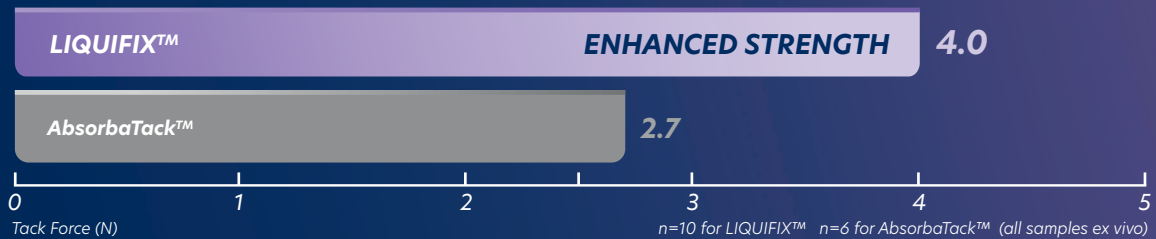
Pressure (mm Hg)

n=6 in all groups (in vivo porcine model)

THE FUTURE IS HERE



LIQUIFIX™ has a HIGHER SHEAR STRENGTH compared to advanced tacking device.²



Breakthrough **NON-PENETRATING** Anchor

- ▶ Unlike traditional mechanical anchors, LIQUIFIX™ is the only device able to deliver hernia mesh fixation without mechanical tissue trauma, as the liquid adhesive does not penetrate patient tissue. This allows mesh to be affixed even in sensitive areas such as the Triangle of Doom and Triangle of Pain that are traditionally avoided.³

REVOLUTIONARY Design & Control

- ▶ LIQUIFIX™ anchors are made of a proprietary n-butyl-2-cyanoacrylate adhesive formulation, delivered in a controlled and precise manner by the hand-held device⁴



PREASSEMBLED DEVICES

Deliver 40+ liquid anchors



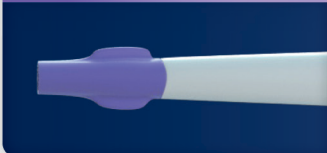
ADHESIVE VISUALIZATION

Quickly view how much adhesive remains throughout procedure




CONTROLLED DELIVERY

12.5mg of adhesive per trigger actuation



VERSITILE TIP

Liquid anchors can be delivered at multiple angles





LIQUIFIX™

NON-PENETRATING FIXATION

VISIT US AT 
liquifix.liquiband.com

FAST ACTING & EASILY VISUALIZED

- ▶ Sets within 10 seconds, turning opaque.
- ▶ Once set, LIQUIFIX™ no longer possesses adhesive properties, meaning tissues or instruments may be placed in contact without unwanted adhesion.



REDEFINING HERNIA FIXATION FOR ENHANCED PATIENT RECOVERY & SURGEON CONFIDENCE.

| DESCRIPTION | QTY PER BOX | PRODUCT CODE |
|--|-------------|--------------|
| LIQUIFIX FIX8™ Minimally Invasive, 355mm Cannula | 6 | 72014032 |
| LIQUIFIX Precision™ Open | 6 | 72014033 |

To learn more about LIQUIFIX™, ask your local TELA Bio representative or call US: 1 844 835 2246 (1 844 TELABIO)

Manufactured by:
Advanced Medical Solutions Limited
Western Wood Way, Langage Science Park, Plymouth, Devon, PL7 5BG, United Kingdom
📍 liquifix.liquiband.com | ✉ info@liquiband.com | ☎ +44 (0) 8444 125 754

Distributed by:
TELABIO®
SCIENCE. VALUE. INNOVATION.

References: 1-4 Based on data on file at Advanced Medical Solutions Limited.
LIQUIFIX™ is a registered trademark of Advanced Medical Solutions Limited. All Rights Reserved.
Copyright © Advanced Medical Solutions Limited 2023

IRM 06 0379 Rev 01a